



## CERTIFICATE OF ANALYSIS

**REPORTED TO** Interior Health Authority - Kamloops  
519 Columbia Street  
Kamloops, BC V2C 2T8

**ATTENTION** Jessy Bhatti

**PO NUMBER**

**PROJECT** Comprehensive Testing 2018 (Jessy Bhatti)

**PROJECT INFO** Evergreen CWS

**WORK ORDER** 8120499

**RECEIVED / TEMP** 2018-12-05 09:45 / 2°C

**REPORTED** 2018-12-12 14:12

**COC NUMBER** No Number

### Introduction:

CARO Analytical Services is a testing laboratory full of smart, engaged scientists driven to make the world a safer and healthier place. Through our clients' projects we become an essential element for a better world. We employ methods conducted in accordance with recognized professional standards using accepted testing methodologies and quality control efforts. CARO is accredited by the Canadian Association for Laboratories Accreditation (CALA) to ISO 17025:2005 for specific tests listed in the scope of accreditation approved by CALA.

#### *Big Picture Sidekicks*



You know that the sample you collected after snowshoeing to site, digging 5 meters, and racing to get it on a plane so you can submit it to the lab for time sensitive results needed to make important and expensive decisions (whew) is VERY important. We know that too.

#### *We've Got Chemistry*



It's simple. We figure the more you enjoy working with our fun and engaged team members; the more likely you are to give us continued opportunities to support you.

#### *Ahead of the Curve*



Through research, regulation knowledge, and instrumentation, we are your analytical centre for the technical knowledge you need, BEFORE you need it, so you can stay up to date and in the know.

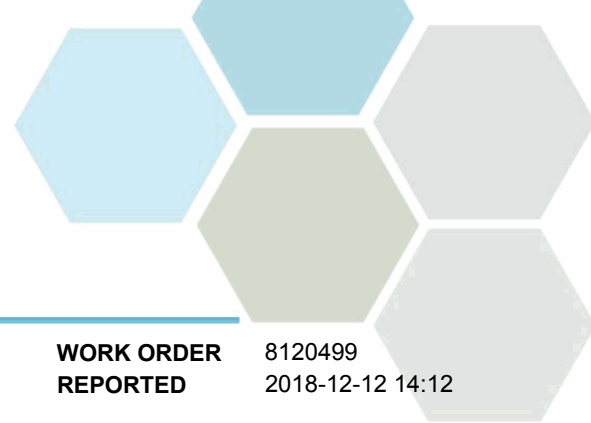
If you have any questions or concerns, please contact me at [jnobrega@caro.ca](mailto:jnobrega@caro.ca)

#### Authorized By:

Jessica Nobrega, B.Sc.  
Client Service Manager

1-888-311-8846 | [www.caro.ca](http://www.caro.ca)

#110 4011 Viking Way Richmond, BC V6V 2K9 | #102 3677 Highway 97N Kelowna, BC V1X 5C3 | 17225 109 Avenue Edmonton, AB T5S 1H7



## TEST RESULTS

**REPORTED TO PROJECT** Interior Health Authority - Kamloops  
Comprehensive Testing 2018 (Jessy Bhatti)

**WORK ORDER REPORTED** 8120499  
2018-12-12 14:12

Analyte	Result	Guideline	RL Units	Analyzed	Qualifier
---------	--------	-----------	----------	----------	-----------

**Evergreen CWS, Pumphouse (8120499-01) | Matrix: Water | Sampled: 2018-12-04 11:10**

**Anions**

Chloride	22.2	AO ≤ 250	0.10 mg/L	2018-12-07	
Fluoride	0.30	MAC = 1.5	0.10 mg/L	2018-12-07	
Nitrate (as N)	0.818	MAC = 10	0.010 mg/L	2018-12-07	
Nitrite (as N)	< 0.010	MAC = 1	0.010 mg/L	2018-12-07	
Sulfate	273	AO ≤ 500	1.0 mg/L	2018-12-07	

**Calculated Parameters**

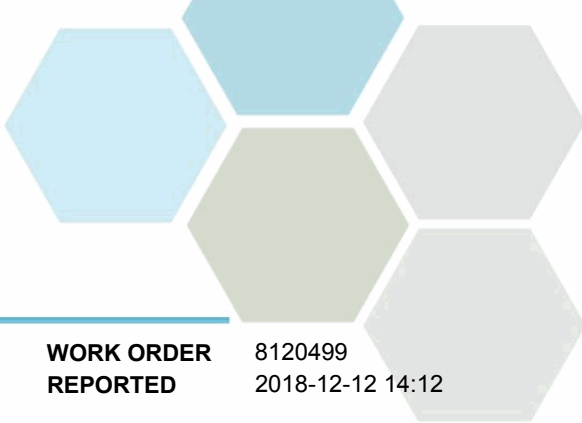
Hardness, Total (as CaCO <sub>3</sub> )	546	None Required	0.500 mg/L	N/A	
Solids, Total Dissolved	517	AO ≤ 500	10.0 mg/L	N/A	

**General Parameters**

Alkalinity, Total (as CaCO <sub>3</sub> )	356	N/A	1.0 mg/L	2018-12-06	
Alkalinity, Phenolphthalein (as CaCO <sub>3</sub> )	< 1.0	N/A	1.0 mg/L	2018-12-06	
Alkalinity, Bicarbonate (as CaCO <sub>3</sub> )	356	N/A	1.0 mg/L	2018-12-06	
Alkalinity, Carbonate (as CaCO <sub>3</sub> )	< 1.0	N/A	1.0 mg/L	2018-12-06	
Alkalinity, Hydroxide (as CaCO <sub>3</sub> )	< 1.0	N/A	1.0 mg/L	2018-12-06	
Colour, True	< 5.0	AO ≤ 15	5.0 CU	2018-12-07	
Conductivity (EC)	1120	N/A	2.0 µS/cm	2018-12-06	
Cyanide, Total	< 0.0020	MAC = 0.2	0.0020 mg/L	2018-12-07	
Cation-Anion Balance	-100	N/A		2018-12-06	
pH	7.83	7.0-10.5	0.10 pH units	2018-12-06	HT2
Temperature, at pH	21.1	N/A	°C	2018-12-06	HT2
Turbidity	0.16	OG < 1	0.10 NTU	2018-12-07	

**Total Metals**

Aluminum, total	< 0.0050	OG < 0.1	0.0050 mg/L	2018-12-11	
Antimony, total	0.00120	MAC = 0.006	0.00020 mg/L	2018-12-11	
Arsenic, total	0.00065	MAC = 0.01	0.00050 mg/L	2018-12-11	
Barium, total	0.0330	MAC = 1	0.0050 mg/L	2018-12-11	
Boron, total	0.0305	MAC = 5	0.0050 mg/L	2018-12-11	
Cadmium, total	0.000026	MAC = 0.005	0.000010 mg/L	2018-12-11	
Calcium, total	81.3	None Required	0.20 mg/L	2018-12-11	
Chromium, total	0.00292	MAC = 0.05	0.00050 mg/L	2018-12-11	
Cobalt, total	< 0.00010	N/A	0.00010 mg/L	2018-12-11	
Copper, total	0.00349	AO ≤ 1	0.00040 mg/L	2018-12-11	
Iron, total	< 0.010	AO ≤ 0.3	0.010 mg/L	2018-12-11	
Lead, total	0.00255	MAC = 0.01	0.00020 mg/L	2018-12-11	
Magnesium, total	83.3	None Required	0.010 mg/L	2018-12-11	
Manganese, total	< 0.00020	AO ≤ 0.05	0.00020 mg/L	2018-12-11	
Mercury, total	< 0.000010	MAC = 0.001	0.000010 mg/L	2018-12-12	
Molybdenum, total	0.00412	N/A	0.00010 mg/L	2018-12-11	
Nickel, total	< 0.00040	N/A	0.00040 mg/L	2018-12-11	
Potassium, total	3.88	N/A	0.10 mg/L	2018-12-11	



## TEST RESULTS

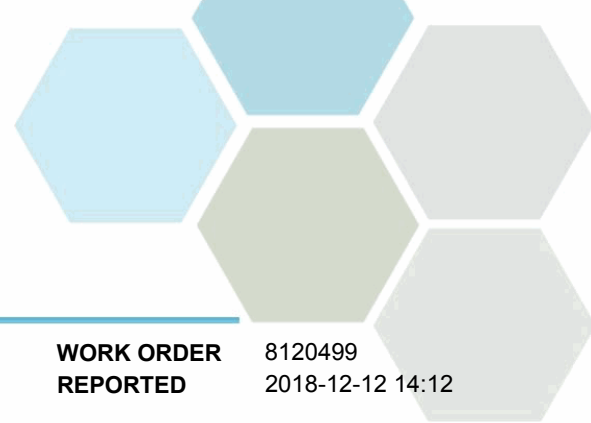
**REPORTED TO PROJECT** Interior Health Authority - Kamloops  
Comprehensive Testing 2018 (Jessy Bhatti)

**WORK ORDER REPORTED** 8120499  
2018-12-12 14:12

Analyte	Result	Guideline	RL Units	Analyzed	Qualifier
<b>Evergreen CWS, Pumphouse (8120499-01)   Matrix: Water   Sampled: 2018-12-04 11:10, Continued</b>					
<i>Total Metals, Continued</i>					
Selenium, total	0.0117	MAC = 0.05	0.00050 mg/L	2018-12-11	
Sodium, total	49.4	AO ≤ 200	0.10 mg/L	2018-12-11	
Strontium, total	0.769	N/A	0.0010 mg/L	2018-12-11	
Uranium, total	0.0155	MAC = 0.02	0.000020 mg/L	2018-12-11	
Zinc, total	0.0166	AO ≤ 5	0.0040 mg/L	2018-12-11	

**Sample Qualifiers:**

HT2 The 15 minute recommended holding time (from sampling to analysis) has been exceeded - field analysis is recommended.



## APPENDIX 1: SUPPORTING INFORMATION

**REPORTED TO PROJECT** Interior Health Authority - Kamloops  
Comprehensive Testing 2018 (Jessy Bhatti)

**WORK ORDER REPORTED** 8120499  
2018-12-12 14:12

Analysis Description	Method Ref.	Technique	Location
Alkalinity in Water	SM 2320 B* (2011)	Titration with H2SO4	Kelowna
Anions in Water	SM 4110 B (2011)	Ion Chromatography	Kelowna
Colour, True in Water	SM 2120 C (2011)	Spectrophotometry (456 nm)	Kelowna
Conductivity in Water	SM 2510 B (2011)	Conductivity Meter	Kelowna
Cyanide, SAD in Water	ASTM D7511-12	Flow Injection with In-Line UV Digestion and Amperometry	Kelowna
Hardness in Water	SM 2340 B* (2011)	Calculation: 2.497 [total Ca] + 4.118 [total Mg] (Est)	N/A
Mercury, total in Water	EPA 245.7*	BrCl2 Oxidation / Cold Vapor Atomic Fluorescence Spectrometry (CVAFS)	Richmond
pH in Water	SM 4500-H+ B (2011)	Electrometry	Kelowna
Solids, Total Dissolved in Water	SM 1030 E (2011)	Calculation: $100 \times \frac{([\text{Cations}] - [\text{Anions}])}{([\text{Cations}] + [\text{Anions}])}$	N/A
Total Metals in Water	EPA 200.2* / EPA 6020B	HNO3+HCl Hot Block Digestion / Inductively Coupled Plasma-Mass Spectroscopy (ICP-MS)	Richmond
Turbidity in Water	SM 2130 B (2011)	Nephelometry	Kelowna


*Note: An asterisk in the Method Reference indicates that the CARO method has been modified from the reference method*

### Glossary of Terms:

RL	Reporting Limit (default)
<	Less than the specified Reporting Limit (RL) - the actual RL may be higher than the default RL due to various factors
°C	Degrees Celcius
AO	Aesthetic Objective
CU	Colour Units (referenced against a platinum cobalt standard)
MAC	Maximum Acceptable Concentration (health based)
mg/L	Milligrams per litre
NTU	Nephelometric Turbidity Units
OG	Operational Guideline (treated water)
pH units	pH < 7 = acidic, pH > 7 = basic
µS/cm	Microsiemens per centimetre
ASTM	ASTM International Test Methods
EPA	United States Environmental Protection Agency Test Methods
SM	Standard Methods for the Examination of Water and Wastewater, American Public Health Association

### General Comments:

The results in this report apply to the samples analyzed in accordance with the Chain of Custody document. This analytical report must be reproduced in its entirety. CARO is not responsible for any loss or damage resulting directly or indirectly from error or omission in the conduct of testing. Liability is limited to the cost of analysis. Samples will be disposed of 30 days after the test report has been issued unless otherwise agreed to in writing.



## APPENDIX 2: QUALITY CONTROL RESULTS

**REPORTED TO PROJECT** Interior Health Authority - Kamloops  
Comprehensive Testing 2018 (Jessy Bhatti)

**WORK ORDER REPORTED** 8120499  
2018-12-12 14:12

The following section displays the quality control (QC) data that is associated with your sample data. Groups of samples are prepared in "batches" and analyzed in conjunction with QC samples that ensure your data is of the highest quality. Common QC types include:

- **Method Blank (Blk):** A blank sample that undergoes sample processing identical to that carried out for the test samples. Method blank results are used to assess contamination from the laboratory environment and reagents.
- **Duplicate (Dup):** An additional or second portion of a randomly selected sample in the analytical run carried through the entire analytical process. Duplicates provide a measure of the analytical method's precision (reproducibility).
- **Blank Spike (BS):** A sample of known concentration which undergoes processing identical to that carried out for test samples, also referred to as a laboratory control sample (LCS). Blank spikes provide a measure of the analytical method's accuracy.
- **Matrix Spike (MS):** A second aliquot of sample is fortified with with a known concentration of target analytes and carried through the entire analytical process. Matrix spikes evaluate potential matrix effects that may affect the analyte recovery.
- **Reference Material (SRM):** A homogenous material of similar matrix to the samples, certified for the parameter(s) listed. Reference Materials ensure that the analytical process is adequate to achieve acceptable recoveries of the parameter(s) tested.

Each QC type is analyzed at a 5-10% frequency, i.e. one blank/duplicate/spike for every 10-20 samples. For all types of QC, the specified recovery (% Rec) and relative percent difference (RPD) limits are derived from long-term method performance averages and/or prescribed by the reference method.

Analyte	Result	RL Units	Spike Level	Source Result	% REC	REC Limit	% RPD	RPD Limit	Qualifier
---------	--------	----------	-------------	---------------	-------	-----------	-------	-----------	-----------

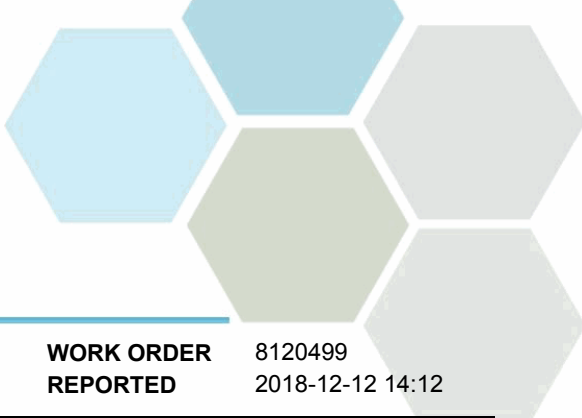
### Anions, Batch B8L0375

Blank (B8L0375-BLK1)			Prepared: 2018-12-06, Analyzed: 2018-12-06						
Chloride	< 0.10	0.10 mg/L							
Fluoride	< 0.10	0.10 mg/L							
Nitrate (as N)	< 0.010	0.010 mg/L							
Nitrite (as N)	< 0.010	0.010 mg/L							
Sulfate	< 1.0	1.0 mg/L							
LCS (B8L0375-BS1)			Prepared: 2018-12-06, Analyzed: 2018-12-06						
Chloride	16.0	0.10 mg/L	16.0		100	90-110			
Fluoride	4.01	0.10 mg/L	4.00		100	88-108			
Nitrate (as N)	4.00	0.010 mg/L	4.00		100	93-108			
Nitrite (as N)	2.05	0.010 mg/L	2.00		103	85-114			
Sulfate	15.9	1.0 mg/L	16.0		100	91-109			

### General Parameters, Batch B8L0419

Blank (B8L0419-BLK1)			Prepared: 2018-12-06, Analyzed: 2018-12-06						
Alkalinity, Total (as CaCO3)	< 1.0	1.0 mg/L							
Alkalinity, Phenolphthalein (as CaCO3)	< 1.0	1.0 mg/L							
Alkalinity, Bicarbonate (as CaCO3)	< 1.0	1.0 mg/L							
Alkalinity, Carbonate (as CaCO3)	< 1.0	1.0 mg/L							
Alkalinity, Hydroxide (as CaCO3)	< 1.0	1.0 mg/L							
Conductivity (EC)	< 2.0	2.0 µS/cm							
Cation-Anion Balance	0.0	mg/L							
LCS (B8L0419-BS1)			Prepared: 2018-12-06, Analyzed: 2018-12-06						
Alkalinity, Total (as CaCO3)	101	1.0 mg/L	100		101	92-106			
LCS (B8L0419-BS2)			Prepared: 2018-12-06, Analyzed: 2018-12-06						
Conductivity (EC)	1420	2.0 µS/cm	1410		101	95-104			
Reference (B8L0419-SRM1)			Prepared: 2018-12-06, Analyzed: 2018-12-06						
pH	7.00	0.10 pH units	7.01		100	98-102			HT2

### General Parameters, Batch B8L0470

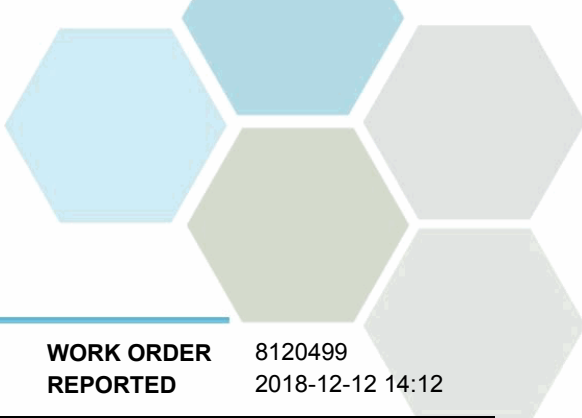


## APPENDIX 2: QUALITY CONTROL RESULTS

**REPORTED TO PROJECT** Interior Health Authority - Kamloops  
Comprehensive Testing 2018 (Jessy Bhatti)

**WORK ORDER REPORTED** 8120499  
2018-12-12 14:12

Analyte	Result	RL Units	Spike Level	Source Result	% REC	REC Limit	% RPD	RPD Limit	Qualifier
<b>General Parameters, Batch B8L0470, Continued</b>									
<b>Blank (B8L0470-BLK1)</b>			Prepared: 2018-12-07, Analyzed: 2018-12-07						
Cyanide, Total	< 0.0020	0.0020 mg/L							
<b>Blank (B8L0470-BLK2)</b>			Prepared: 2018-12-07, Analyzed: 2018-12-07						
Cyanide, Total	< 0.0020	0.0020 mg/L							
<b>LCS (B8L0470-BS1)</b>			Prepared: 2018-12-07, Analyzed: 2018-12-07						
Cyanide, Total	0.0193	0.0020 mg/L	0.0200		97	82-120			
<b>LCS (B8L0470-BS2)</b>			Prepared: 2018-12-07, Analyzed: 2018-12-07						
Cyanide, Total	0.0199	0.0020 mg/L	0.0200		100	82-120			
<b>LCS Dup (B8L0470-BSD1)</b>			Prepared: 2018-12-07, Analyzed: 2018-12-07						
Cyanide, Total	0.0191	0.0020 mg/L	0.0200		96	82-120	< 1	10	
<b>LCS Dup (B8L0470-BSD2)</b>			Prepared: 2018-12-07, Analyzed: 2018-12-07						
Cyanide, Total	0.0200	0.0020 mg/L	0.0200		100	82-120	< 1	10	
<b>General Parameters, Batch B8L0474</b>									
<b>Blank (B8L0474-BLK1)</b>			Prepared: 2018-12-07, Analyzed: 2018-12-07						
Colour, True	< 5.0	5.0 CU							
<b>LCS (B8L0474-BS1)</b>			Prepared: 2018-12-07, Analyzed: 2018-12-07						
Colour, True	19	5.0 CU	20.0		97	85-115			
<b>General Parameters, Batch B8L0475</b>									
<b>Blank (B8L0475-BLK1)</b>			Prepared: 2018-12-07, Analyzed: 2018-12-07						
Turbidity	< 0.10	0.10 NTU							
<b>Blank (B8L0475-BLK2)</b>			Prepared: 2018-12-07, Analyzed: 2018-12-07						
Turbidity	< 0.10	0.10 NTU							
<b>LCS (B8L0475-BS1)</b>			Prepared: 2018-12-07, Analyzed: 2018-12-07						
Turbidity	42.1	0.10 NTU	40.0		105	90-110			
<b>LCS (B8L0475-BS2)</b>			Prepared: 2018-12-07, Analyzed: 2018-12-07						
Turbidity	42.1	0.10 NTU	40.0		105	90-110			
<b>Total Metals, Batch B8L0695</b>									
<b>Blank (B8L0695-BLK1)</b>			Prepared: 2018-12-10, Analyzed: 2018-12-11						
Aluminum, total	< 0.0050	0.0050 mg/L							
Antimony, total	< 0.00020	0.00020 mg/L							
Arsenic, total	< 0.00050	0.00050 mg/L							
Barium, total	< 0.0050	0.0050 mg/L							
Boron, total	< 0.0050	0.0050 mg/L							
Cadmium, total	< 0.000010	0.000010 mg/L							
Calcium, total	< 0.20	0.20 mg/L							
Chromium, total	< 0.00050	0.00050 mg/L							
Cobalt, total	< 0.00010	0.00010 mg/L							
Copper, total	< 0.00040	0.00040 mg/L							
Iron, total	< 0.010	0.010 mg/L							
Lead, total	< 0.00020	0.00020 mg/L							
Magnesium, total	< 0.010	0.010 mg/L							



## APPENDIX 2: QUALITY CONTROL RESULTS

**REPORTED TO PROJECT** Interior Health Authority - Kamloops  
Comprehensive Testing 2018 (Jessy Bhatti)

**WORK ORDER REPORTED** 8120499  
2018-12-12 14:12

Analyte	Result	RL Units	Spike Level	Source Result	% REC	REC Limit	% RPD	RPD Limit	Qualifier
---------	--------	----------	-------------	---------------	-------	-----------	-------	-----------	-----------

**Total Metals, Batch B8L0695, Continued**

**Blank (B8L0695-BLK1), Continued**

Prepared: 2018-12-10, Analyzed: 2018-12-11

Manganese, total	< 0.00020	0.00020 mg/L
Molybdenum, total	< 0.00010	0.00010 mg/L
Nickel, total	< 0.00040	0.00040 mg/L
Potassium, total	< 0.10	0.10 mg/L
Selenium, total	< 0.00050	0.00050 mg/L
Sodium, total	< 0.10	0.10 mg/L
Strontium, total	< 0.0010	0.0010 mg/L
Uranium, total	< 0.000020	0.000020 mg/L
Zinc, total	< 0.0040	0.0040 mg/L

**Blank (B8L0695-BLK2)**

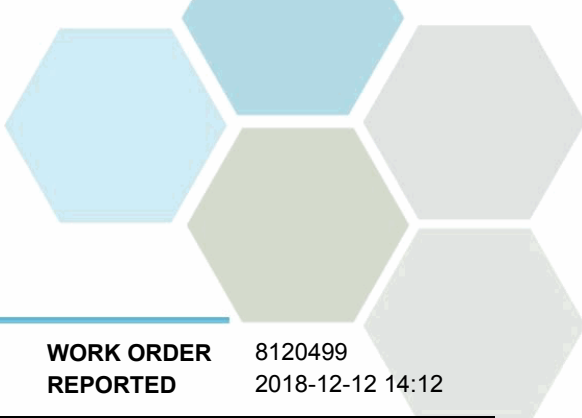
Prepared: 2018-12-10, Analyzed: 2018-12-11

Aluminum, total	< 0.0050	0.0050 mg/L
Antimony, total	< 0.00020	0.00020 mg/L
Arsenic, total	< 0.00050	0.00050 mg/L
Barium, total	< 0.0050	0.0050 mg/L
Boron, total	< 0.0050	0.0050 mg/L
Cadmium, total	< 0.000010	0.000010 mg/L
Calcium, total	< 0.20	0.20 mg/L
Chromium, total	< 0.00050	0.00050 mg/L
Cobalt, total	< 0.00010	0.00010 mg/L
Copper, total	< 0.00040	0.00040 mg/L
Iron, total	< 0.010	0.010 mg/L
Lead, total	< 0.00020	0.00020 mg/L
Magnesium, total	< 0.010	0.010 mg/L
Manganese, total	< 0.00020	0.00020 mg/L
Molybdenum, total	< 0.00010	0.00010 mg/L
Nickel, total	< 0.00040	0.00040 mg/L
Potassium, total	< 0.10	0.10 mg/L
Selenium, total	< 0.00050	0.00050 mg/L
Sodium, total	< 0.10	0.10 mg/L
Strontium, total	< 0.0010	0.0010 mg/L
Uranium, total	< 0.000020	0.000020 mg/L
Zinc, total	< 0.0040	0.0040 mg/L

**Blank (B8L0695-BLK3)**

Prepared: 2018-12-10, Analyzed: 2018-12-11

Aluminum, total	< 0.0050	0.0050 mg/L
Antimony, total	< 0.00020	0.00020 mg/L
Arsenic, total	< 0.00050	0.00050 mg/L
Barium, total	< 0.0050	0.0050 mg/L
Boron, total	< 0.0050	0.0050 mg/L
Cadmium, total	< 0.000010	0.000010 mg/L
Calcium, total	< 0.20	0.20 mg/L
Chromium, total	< 0.00050	0.00050 mg/L
Cobalt, total	< 0.00010	0.00010 mg/L
Copper, total	< 0.00040	0.00040 mg/L
Iron, total	< 0.010	0.010 mg/L
Lead, total	< 0.00020	0.00020 mg/L
Magnesium, total	< 0.010	0.010 mg/L
Manganese, total	< 0.00020	0.00020 mg/L
Molybdenum, total	< 0.00010	0.00010 mg/L
Nickel, total	< 0.00040	0.00040 mg/L
Potassium, total	< 0.10	0.10 mg/L
Selenium, total	< 0.00050	0.00050 mg/L
Sodium, total	< 0.10	0.10 mg/L
Strontium, total	< 0.0010	0.0010 mg/L
Uranium, total	< 0.000020	0.000020 mg/L



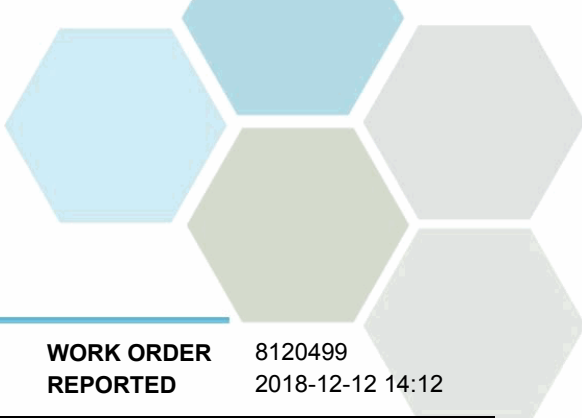
## APPENDIX 2: QUALITY CONTROL RESULTS

**REPORTED TO PROJECT** Interior Health Authority - Kamloops  
Comprehensive Testing 2018 (Jessy Bhatti)

**WORK ORDER REPORTED** 8120499  
2018-12-12 14:12

Analyte	Result	RL Units	Spike Level	Source Result	% REC	REC Limit	% RPD	RPD Limit	Qualifier
<b>Total Metals, Batch B8L0695, Continued</b>									
<b>Blank (B8L0695-BLK3), Continued</b>					Prepared: 2018-12-10, Analyzed: 2018-12-11				
Zinc, total	< 0.0040	0.0040 mg/L							
<b>Blank (B8L0695-BLK4)</b>					Prepared: 2018-12-10, Analyzed: 2018-12-11				
Aluminum, total	< 0.0050	0.0050 mg/L							
Antimony, total	< 0.00020	0.00020 mg/L							
Arsenic, total	< 0.00050	0.00050 mg/L							
Barium, total	< 0.0050	0.0050 mg/L							
Boron, total	< 0.0050	0.0050 mg/L							
Cadmium, total	< 0.000010	0.000010 mg/L							
Calcium, total	< 0.20	0.20 mg/L							
Chromium, total	< 0.00050	0.00050 mg/L							
Cobalt, total	< 0.00010	0.00010 mg/L							
Copper, total	< 0.00040	0.00040 mg/L							
Iron, total	< 0.010	0.010 mg/L							
Lead, total	< 0.00020	0.00020 mg/L							
Magnesium, total	< 0.010	0.010 mg/L							
Manganese, total	< 0.00020	0.00020 mg/L							
Molybdenum, total	< 0.00010	0.00010 mg/L							
Nickel, total	< 0.00040	0.00040 mg/L							
Potassium, total	< 0.10	0.10 mg/L							
Selenium, total	< 0.00050	0.00050 mg/L							
Sodium, total	< 0.10	0.10 mg/L							
Strontium, total	< 0.0010	0.0010 mg/L							
Uranium, total	< 0.000020	0.000020 mg/L							
Zinc, total	< 0.0040	0.0040 mg/L							
<b>LCS (B8L0695-BS1)</b>					Prepared: 2018-12-10, Analyzed: 2018-12-11				
Aluminum, total	0.0201	0.0050 mg/L	0.0200		100	80-120			
Antimony, total	0.0219	0.00020 mg/L	0.0200		110	80-120			
Arsenic, total	0.0203	0.00050 mg/L	0.0200		101	80-120			
Barium, total	0.0230	0.0050 mg/L	0.0200		115	80-120			
Boron, total	0.0188	0.0050 mg/L	0.0200		94	80-120			
Cadmium, total	0.0217	0.000010 mg/L	0.0200		108	80-120			
Calcium, total	2.10	0.20 mg/L	2.00		105	80-120			
Chromium, total	0.0184	0.00050 mg/L	0.0200		92	80-120			
Cobalt, total	0.0196	0.00010 mg/L	0.0200		98	80-120			
Copper, total	0.0197	0.00040 mg/L	0.0200		98	80-120			
Iron, total	1.95	0.010 mg/L	2.00		98	80-120			
Lead, total	0.0203	0.00020 mg/L	0.0200		102	80-120			
Magnesium, total	1.94	0.010 mg/L	2.00		97	80-120			
Manganese, total	0.0201	0.00020 mg/L	0.0200		101	80-120			
Molybdenum, total	0.0199	0.00010 mg/L	0.0200		99	80-120			
Nickel, total	0.0198	0.00040 mg/L	0.0200		99	80-120			
Potassium, total	1.72	0.10 mg/L	2.00		86	80-120			
Selenium, total	0.0207	0.00050 mg/L	0.0200		104	80-120			
Sodium, total	1.85	0.10 mg/L	2.00		92	80-120			
Strontium, total	0.0193	0.0010 mg/L	0.0200		97	80-120			
Uranium, total	0.0203	0.000020 mg/L	0.0200		101	80-120			
Zinc, total	0.0218	0.0040 mg/L	0.0200		109	80-120			
<b>Duplicate (B8L0695-DUP1)</b>					Source: 8120499-01 Prepared: 2018-12-10, Analyzed: 2018-12-11				
Aluminum, total	< 0.0050	0.0050 mg/L	< 0.0050					20	
Antimony, total	0.00119	0.00020 mg/L	0.00120				< 1	20	
Arsenic, total	0.00069	0.00050 mg/L	0.00065					15	
Barium, total	0.0339	0.0050 mg/L	0.0330				3	9	
Boron, total	0.0332	0.0050 mg/L	0.0305				8	20	





## APPENDIX 2: QUALITY CONTROL RESULTS

**REPORTED TO PROJECT** Interior Health Authority - Kamloops  
Comprehensive Testing 2018 (Jessy Bhatti)

**WORK ORDER REPORTED** 8120499  
2018-12-12 14:12

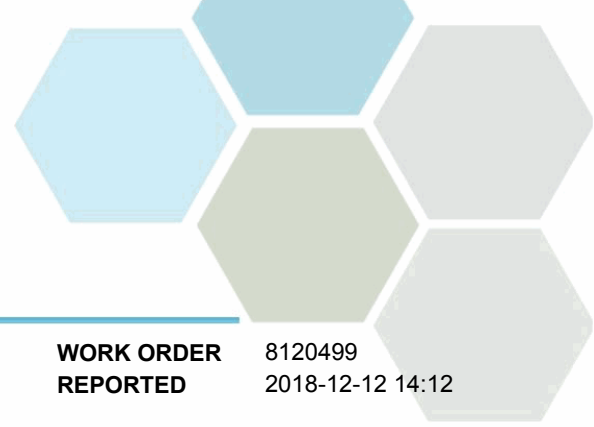
Analyte	Result	RL Units	Spike Level	Source Result	% REC	REC Limit	% RPD	RPD Limit	Qualifier
<b>Total Metals, Batch B8L0695, Continued</b>									
<b>Duplicate (B8L0695-DUP1), Continued</b>		<b>Source: 8120499-01</b>		<b>Prepared: 2018-12-10, Analyzed: 2018-12-11</b>					
Cadmium, total	0.000026	0.000010 mg/L		0.000026				20	
Calcium, total	82.2	0.20 mg/L		81.3			1	12	
Chromium, total	0.00294	0.00050 mg/L		0.00292			< 1	12	
Cobalt, total	< 0.00010	0.00010 mg/L		< 0.00010				13	
Copper, total	0.00398	0.00040 mg/L		0.00349			13	20	
Iron, total	< 0.010	0.010 mg/L		< 0.010				18	
Lead, total	0.00263	0.00020 mg/L		0.00255			3	20	
Magnesium, total	84.8	0.010 mg/L		83.3			2	10	
Manganese, total	< 0.00020	0.00020 mg/L		< 0.00020				13	
Molybdenum, total	0.00419	0.00010 mg/L		0.00412			2	20	
Nickel, total	< 0.00040	0.00040 mg/L		< 0.00040				20	
Potassium, total	3.96	0.10 mg/L		3.88			2	13	
Selenium, total	0.0113	0.00050 mg/L		0.0117			3	20	
Sodium, total	50.3	0.10 mg/L		49.4			2	10	
Strontium, total	0.777	0.0010 mg/L		0.769			1	9	
Uranium, total	0.0151	0.000020 mg/L		0.0155			3	14	
Zinc, total	0.0157	0.0040 mg/L		0.0166				8	

<b>Reference (B8L0695-SRM1)</b>		<b>Prepared: 2018-12-10, Analyzed: 2018-12-11</b>							
Aluminum, total	0.252	0.0050 mg/L		0.303	83	82-114			
Antimony, total	0.0555	0.00020 mg/L		0.0511	109	88-115			
Arsenic, total	0.117	0.00050 mg/L		0.118	99	88-111			
Barium, total	0.868	0.0050 mg/L		0.823	105	83-110			
Boron, total	3.02	0.0050 mg/L		3.45	87	80-118			
Cadmium, total	0.0514	0.000010 mg/L		0.0495	104	90-110			
Calcium, total	11.2	0.20 mg/L		11.6	97	85-113			
Chromium, total	0.221	0.00050 mg/L		0.250	89	88-111			
Cobalt, total	0.0365	0.00010 mg/L		0.0377	97	90-114			
Copper, total	0.470	0.00040 mg/L		0.486	97	90-117			
Iron, total	0.469	0.010 mg/L		0.488	96	90-116			
Lead, total	0.200	0.00020 mg/L		0.204	98	90-110			
Magnesium, total	3.62	0.010 mg/L		3.79	95	88-116			
Manganese, total	0.105	0.00020 mg/L		0.109	96	88-108			
Molybdenum, total	0.196	0.00010 mg/L		0.198	99	88-110			
Nickel, total	0.233	0.00040 mg/L		0.249	94	90-112			
Potassium, total	6.25	0.10 mg/L		7.21	87	87-116			
Selenium, total	0.122	0.00050 mg/L		0.121	101	90-122			
Sodium, total	7.10	0.10 mg/L		7.54	94	86-118			
Strontium, total	0.357	0.0010 mg/L		0.375	95	86-110			
Uranium, total	0.0294	0.000020 mg/L		0.0306	96	88-112			
Zinc, total	2.30	0.0040 mg/L		2.49	92	90-113			

**Total Metals, Batch B8L0777**

<b>Blank (B8L0777-BLK1)</b>		<b>Prepared: 2018-12-11, Analyzed: 2018-12-12</b>							
Mercury, total	< 0.000010	0.000010 mg/L							

<b>Reference (B8L0777-SRM1)</b>		<b>Prepared: 2018-12-11, Analyzed: 2018-12-12</b>							
Mercury, total	0.00487	0.000010 mg/L		0.00489	100	80-120			




## APPENDIX 2: QUALITY CONTROL RESULTS

**REPORTED TO** Interior Health Authority - Kamloops  
**PROJECT** Comprehensive Testing 2018 (Jessy Bhatti)

**WORK ORDER** 8120499  
**REPORTED** 2018-12-12 14:12

**QC Qualifiers:**

HT2 The 15 minute recommended holding time (from sampling to analysis) has been exceeded - field analysis is recommended.



Interior Health Authority – Kamloops Project: Comprehensive Testing 2018 (Jessy Bhatti) Email to receive report: <a href="mailto:Jastinder.Bhatti@interiorhealth.ca">Jastinder.Bhatti@interiorhealth.ca</a>		Lab Number: Date Reported:
DWO/EHO: <i>Katie McNamara</i> Phone #: <i>250 851 7410</i>	Cell #: <i>250 319 8351</i>	Email: <i>Katherine.mcnamara@interiorhealth.ca</i>
Facility Name: <i>Evergreen CWS</i>	Facility #:	
Site Address:		
Phone #: <i>250-377-8673</i>	Email: <i>fmccabe@fnrd.ca</i>	Fax #:
Sampler's Name: <i>Ken Nystoruk</i> Phone #: <i>250-377-8673</i> Cell #: Email:	Date Collected DD/MM/YYYY: <i>04/12/2018</i> Time Collected HH/MM: <i>11:10</i> <input checked="" type="radio"/> am or pm	
Sampling Site Location: <i>Pumphouse</i>		◀◀ SAMPLER <u>MUST FILL IN</u> SAMPLE SITE

Analysis
Alkalinity, all (KEL)
<del>Coliforms, Total &amp; Fecal by MPN (KEL)</del>
Conductivity in Water (KEL)
Cyanide, Free in Water, Auto (KEL)
<del>E. coli MPN Package (KEL)</del>
Fluoride in Water, IC (KEL)
Langelier Index (CALC)
Mercury, total CVAFS Reg & Low (RMD)
Metals, total, All, Low (RMD)
Nitrogen, NO2 in water, IC (KEL)
Nitrogen, NO3 in water, IC (KEL)
pH in Water (KEL)
Sulfate in Water, IC (KEL)
Temperature (KEL)

*Dec. 5/18 0945*  
*ACE* *BBZ*  
*29C*

NOTE: Coliforms are excluded from the above package as a raw bacteriological water sample from the source (wellhead, intake, etc.) is time-sensitive and should be collected separately as part of your routine bacteriological sampling program (i.e. the samples delivered every month to the Interior Health offices). Ideally, raw bacteriological source samples should be collected quarterly to capture all four seasons.